


Friday 13th March 2026



Our children had a wonderful time celebrating Science Week! Throughout the week, children took part in hands-on experiments, explored simple scientific ideas, and discovered how science is all around us. They worked together, asked brilliant questions, and enjoyed thinking like real scientists. Science Week helped our young learners develop a love of discovery and encouraged them to explore the amazing world around them.

Jacob, Sehaj, Ivy and Evan from Year 5 took part in an exciting science enrichment day at Studfall Academy on Tuesday. The workshop encouraged problem-solving, teamwork, and hands-on investigation.

Evan said he enjoyed the day because, "You could share your ideas to solve a problem, and it also tested my skills in science." Jacob explained that he liked Studfall because the challenges were harder than those he'd experienced before, and his favourite activity was "checking the pH level of things you could find in your house." Ivy also loved testing pH levels, saying she enjoyed using "professional equipment" to explore everyday materials. Sehaj particularly enjoyed making paper aeroplanes and experimenting with electricity, sharing that they "worked with bulbs and built our own circuit." The pupils represented the school brilliantly and showed real enthusiasm for scientific discovery.

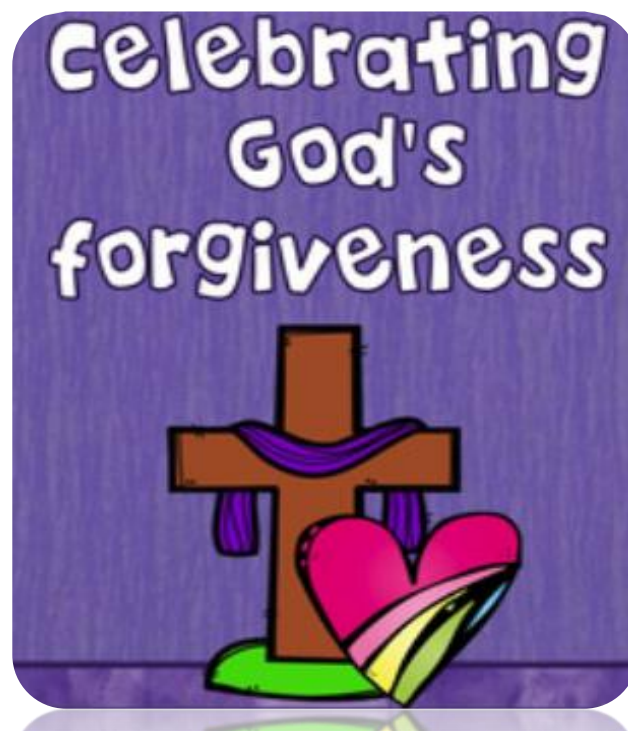


On Your First Reconciliation



The children who are making their Holy Communion this year participated in a prayerful Reconciliation session, reflecting on their actions and seeking God's forgiveness through the Sacrament of Reconciliation. They demonstrated an understanding of sin, repentance, and God's mercy, and engaged thoughtfully in prayers, scripture reflection, and worship.

Overall, the session supported their spiritual growth and understanding of the importance of forgiveness in daily life.



SHOW YOUR TALENT

We would love for you to share your talents with us! Whether it's music, art, sport, or something else you're proud of, we can't wait to celebrate your skills and creativity. Bring in your certificates and trophies, or simply tell us about your achievements, and we'll celebrate your talents in our newsletter!



S
Speak to somebody if you need help



A
Ask an adult before going online



F
Friends are real people we know



E
Enjoy play, have fun and stay safe



BE AN ATTENDANCE HERO

**HERE EVERY DAY
READY TO LEARN
ON TIME**



LOOK what we're
LEARNING!




EYFS have been busy becoming young gardeners! The children planted a variety of spring seeds and vegetables, learning about what plants need to grow and how to care for them. They will be looking after their plants carefully over the spring and summer, watering them and observing how they change as they grow. The children are very excited to watch their plants develop and see what happens next!



This week Year 1 have been looking at where animals would live in our school as part of their science lesson. One child found an actual animal home!

Year 2

In Year 2, we have been making Mother's Day cards using handprints to create a beautiful bouquet of flowers. The children enjoyed getting creative with colours and designs, adding personal messages to make their cards extra special. It was wonderful to see their excitement and thoughtfulness as they prepared these heartfelt gifts for their mums.



This week Year 3 have had a wonderful time learning about light sources and how shadows are made. They used glowsticks to discuss light sources and explored their surroundings identifying sources of light in school. They also used torches and different objects to investigate the shadows made by opaque, translucent and transparent objects.


Year 4

This week, Year 4 have been learning how clouds are formed while exploring the water cycle. We found out that when the sun heats water, it evaporates and rises into the air. As it cools, it condenses into tiny droplets that come together to make clouds.

The class enjoyed watching this process through simple demonstrations and discussing how clouds eventually release rain, helping the water cycle carry on. It's been a great mixture of scientific thinking, hands on investigation and curiosity!




Year 5



This week in Year 5, we explored how teamwork helps scientists communicate clearly and work successfully in experimental groups. We had plenty of laughs putting our communication skills to the test — especially when some of us were blindfolded or not allowed to speak while trying to guide each other to draw a picture.

YEAR 6



For National Science Week, we have been looking at electricity, circuits and switches. We learnt how to draw a scientific diagram of a circuit with all of the correct symbols. Before we did a practical investigation, we had a quick refresher on electrical safety and then we made our own circuits to test to see if our diagrams would work in reality. We finished off Science Week with a debate about whether or not Electricity is the best scientific discovery ever made. We had some really interesting points raised and we all agreed we use electricity in our lives every day!



CONGRATULATIONS!

YEAR 2: Alexander

YEAR 3: Felicja

YEAR 4: Eliana

YEAR 5: Starla

YEAR 6: Robin

ENGLISH

EYFS: Thomas

YEAR 1: Oscar

YEAR 2: Luca & Maxim

YEAR 3: Deborah

YEAR 4: Junior

YEAR 5: Patrick

YEAR 6: Ula



Celebration Assembly

CURRICULUM

EYFS: Milan

YEAR 1: Havana

YEAR 2: Emimah

YEAR 3: Carter

YEAR 4: Mollie

YEAR 5: Sarah K

YEAR 6: Zion

MATHS

EYFS: Myles

YEAR 1: Elisabet

YEAR 2: Alexander

YEAR 3: Stefania

YEAR 4: Maia

YEAR 5: Year 5

YEAR 6: Atlee

For living out the "Be-Attitudes": Kind, polite, honest, helpful, patient, a friend and being the best they can be.

EYFS: Aarfa

YEAR 1: Mackley

YEAR 2: George

YEAR 3: Kylian

YEAR 4: Finley

YEAR 5: Alex

YEAR 6: Year 6



Mother's Day Prayer

Loving God,
We thank you for the gift of our mothers and
all those who care for us with love.
Bless them with joy, strength, and peace each
day.

Help us to show our gratitude through
kindness, respect, and love.

May Mary, the mother of Jesus, guide and
protect all mothers always.

Amen.



Lent Prayer with Gestures

- 6, 5, 4... 3, 2, 1 Count the weeks 'til Easter comes.
(count on fingers)
- We fast, we give, we always pray.
(cover mouth, spread out hands, fold hands)
- Lent means follow Jesus every day.
(stand and march in place)
- We rise to life, we die to sin ~
(reach arms up, cross arms over chest)
- Carry your cross. Let us begin!
(cross pointer fingers, reach arms up)

